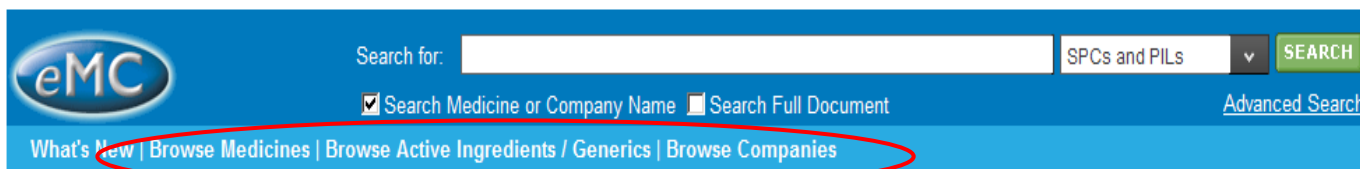


Using the eMC beta website – a quick start guide

How to browse

You can browse the eMC website using three alphabetical A to Z lists.

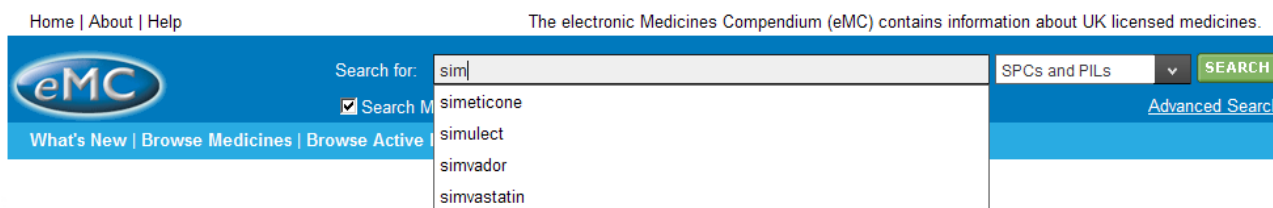
- **Medicines** – a list of medicines sorted by their brand or trade name.
- **Active ingredients** – a list of medicines sorted by active/generic name.
- **Companies** – a list of pharmaceutical companies with information published on the eMC.



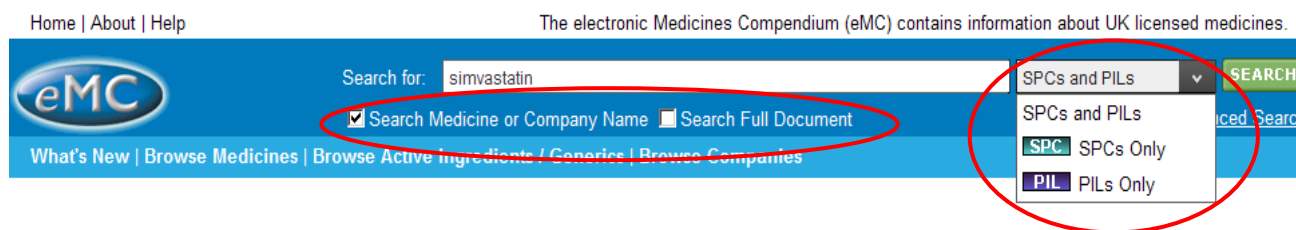
How to search

1. Use the search box drop down list to suggest words

In the search box, type the first few letters of a medicine's trade name, active/generic name or pharmaceutical company name. Wait a second and a drop down list shows any matches. Click a word in the list to add it to the search box.



- The list only includes medicines and companies with information published on the eMC.
- If a medicine or pharmaceutical company is not listed, the company might be updating the information, or they have chosen not to publish this information on the eMC website.
- Then tick either 'Search Medicine or Company Name' or 'Search Full Document' or both.
- Then choose whether to search SPCs or PILs, or both.



2. Use the search box drop down list and add your own words

Use the drop down list to find the first word, add it to the search box and then place your cursor into the search box and type additional words.

3. Use the search box and type in your own words

You can ignore the search box suggestions and type in any words. For example, you can type in chloramphenicol eye drops, or SVT, to find tablets with particular markings.

The eMC will search for your words in the medicine name (trade and generic name), company name and in the whole document (unless it is a PDF format Patient Information Leaflet).

4. Advanced search – search word/phrase

Search for words or phrases in SPCs and PILs in this first box.



Refine your search by selecting a specific company, legal category or discontinuation.

or

Just search for a specific company, legal category or discontinuation.



Choose how to display the results.



The screenshot shows the advanced search interface with three main sections:

- Find documents that have:** Includes search options like 'all these words', 'this exact phrase', 'at least one of these words', and 'none of these words', each with a text input field and a 'Tip' icon.
- Refine your phrase/word search or just find results:** Includes filters for 'Published by this company' (dropdown), 'With this legal category:' (checkboxes for POM, P, GSL, CE Mark), and 'Show only discontinuations:' (checkbox).
- Display the results:** Includes dropdowns for 'Document Type' (set to 'All'), 'Sort by' (set to 'Medicine Name A to Z'), and 'Results Per Page' (set to '10').

At the bottom right, there are 'Clear Search' and 'SEARCH' buttons.

5. Advanced search – search by SPC section

You can search for words that are present or are not present in specific sections of the SPC. For example, this search would find paracetamol formulations that do not contain lactose or talc.

Section Name	Contains / Does Not Contain	Search Phrase		
2. QUALITATIVE AND QUANTITATIVE COMPOSITION	Contains	paracetamol	Edit	Delete
AND 6.1 List of excipient(s)	Does not Contain	lactose or talc	Edit	Delete

The screenshot shows the 'SPC Section' search form with a dropdown menu for selecting a section, a 'Search Words/Phrase' input field, and a 'Does Not Contain' dropdown. There are 'Add' and 'Tip' buttons.

To search by SPC section, choose the section of the SPC you want to search from the drop down list. Choose either contains (the word or phrase is in the SPC section) or does not contain (the word or phrase is not in the SPC section). Type in your search words or phrase. Click Add and repeat these steps to build your search. Then click Search.

Other search tips

- You can combine words using and, or, not and use brackets to determine the search order. More information is given in the help – how to search section.
- Search for a phrase using inverted commas. For example “rheumatoid arthritis”.
- Word order does not matter. Eye drops will find the same results as drops eye.
- Words are automatically truncated, unless you are searching for a phrase. So if you type in pain, the eMC will also find SPCs and PILs containing the words painful, painfully and painkiller.
- The search is not case sensitive - paracetamol and PARACETAMOL will find the same results.

What’s new page

The What’s new page gives a daily breakdown of retired (removed), updated and new SPCs and PILs on the eMC. The results can be filtered by date, document type or type of change. Each updated document has a link to a document history page showing a summary of the changes.